

# **Datasheet**

## **BIOSUSB Datasheet**

**01.10.01**

This page has been intentionally left blank.

---

## **IMPORTANT NOTICE**

Texas Instruments Incorporated and its subsidiaries (TI) reserve the right to make corrections, modifications, enhancements, improvements, and other changes to its products and services at any time and to discontinue any product or service without notice. Customers should obtain the latest relevant information before placing orders and should verify that such information is current and complete. All products are sold subject to TI's terms and conditions of sale supplied at the time of order acknowledgment.

TI warrants performance of its hardware products to the specifications applicable at the time of sale in accordance with TI's standard warranty. Testing and other quality control techniques are used to the extent TI deems necessary to support this warranty. Except where mandated by government requirements, testing of all parameters of each product is not necessarily performed.

TI assumes no liability for applications assistance or customer product design. Customers are responsible for their products and applications using TI components. To minimize the risks associated with customer products and applications, customers should provide adequate design and operating safeguards.

TI does not warrant or represent that any license, either express or implied, is granted under any TI patent right, copyright, mask work right, or other TI intellectual property right relating to any combination, machine, or process in which TI products or services are used. Information published by TI regarding third-party products or services does not constitute a license from TI to use such products or services or a warranty or endorsement thereof. Use of such information may require a license from a third party under the patents or other intellectual property of the third party, or a license from TI under the patents or other intellectual property of TI.

Reproduction of information in TI data books or data sheets is permissible only if reproduction is without alteration and is accompanied by all associated warranties, conditions, limitations, and notices. Reproduction of this information with alteration is an unfair and deceptive business practice. TI is not responsible or liable for such altered documentation.

Resale of TI products or services with statements different from or beyond the parameters stated by TI for that product or service voids all express and any implied warranties for the associated TI product or service and is an unfair and deceptive business practice. TI is not responsible or liable for any such statements.

Mailing Address:  
Texas Instruments  
Post Office Box 655303  
Dallas, Texas 75265

Copyright ©. 2008, Texas Instruments Incorporated

This page has been intentionally left blank.

---

## TABLE OF CONTENTS

---

<b>TABLE OF CONTENTS .....</b>	<b>5</b>
<b>1 Introduction .....</b>	<b>6</b>
<b>2 BIOSUSB Drivers - Features .....</b>	<b>6</b>
<b>3 Performance data for BIOSUSB drivers .....</b>	<b>7</b>
3.1 USB driver.....	8
3.2 OHCI controller .....	8
3.2.1 <i>Description .....</i>	<i>8</i>
3.2.2 <i>Driver Features .....</i>	<i>8</i>
3.2.3 <i>Features Not Supported .....</i>	<i>8</i>
3.3 MUSB Controller.....	8
3.3.1 <i>Description .....</i>	<i>8</i>
3.3.2 <i>USB Driver Features .....</i>	<i>8</i>
3.3.3 <i>Features Not Supported .....</i>	<i>8</i>
3.4 USB Mass Storage Class Host Driver.....	9
3.4.1 <i>Description .....</i>	<i>9</i>
3.4.2 <i>Driver Features .....</i>	<i>9</i>
3.4.3 <i>Features Not Supported .....</i>	<i>9</i>
3.4.4 <i>Constraint .....</i>	<i>9</i>
3.4.5 <i>I/O Throughput and CPU Loading ( MUSB Host) .....</i>	<i>9</i>
3.5 USB Mass Storage Class Function Driver .....	15
3.5.1 <i>Description .....</i>	<i>15</i>
3.5.2 <i>Driver Features .....</i>	<i>15</i>
3.5.3 <i>Features Not Supported .....</i>	<i>15</i>
3.5.4 <i>Constraint .....</i>	<i>15</i>
3.5.5 <i>File I/O Performance for USB MSC-Slave with Storage Clients as                 MMCSD/SATA/RamDisk.....</i>	<i>16</i>

## **1 Introduction**

The BIOSUSB Package (based on JUNG0 USB stack) provides capability to incorporate USB host or USB device functionality on embedded C6747/OMAPLA137 and C6748/OMAPL138 platform. This document provides the performance data for USB MSC Host class and MSC-Slave device class drivers on DSP/BIOS™.

## **2 BIOSUSB Drivers - Features**

- Supported Devices
  - C6747/OMAPL137
  - C6748/OMAPL138
- Developed and tested on C6748/OMAPL138 EVM
- USB Host features supported on DSP/BIOS™:
  - MSC class driver
  - HID class driver
- USB –Slave/Device features supported on DSP/BIOS™:
  - Mass storage class
  - HID class

---

### **3 Performance data for BIOSUSB drivers**

The performance data for the drivers are captured into following sections

- Features supported/not supported
- I/O throughput and corresponding CPU load are captured for MSC-Host
  - Raw read/write from/to sectors of msc-device connected to
    - USB1 (OHCI controller)
    - USB0 (MUSB controller)
  - File read/write over RTFS file system from/to msc-device connected to
    - USB1 (OHCI controller)
    - USB0 (MUSB controller)
- I/O throughput and corresponding CPU load are captured for MSC-Slave mass storage device. The Mass storage device class supports MMC/SD or NAND device as end storage media.
  - File read/write from/to C6747/OMAPL137 and C6748/OMAPL138 platform as Mass storage device with MMC/SD as storage client connected to windows XP Host.
  - File read/write from/to C6748/OMAPL138 platform as Mass storage device with SATA as storage client connected to windows XP Host .
  - The following storage devices used for testing
    - 4GB-MMC/SD Card
    - Seagate 500GB SATA Hard Disk

### **3.1 USB driver**

This chapter describes the features supported/not supported, constraints and performance numbers. The C6747/OMAPL137 and C6748/OMAPL138 platform support USB1.1 based OHCI controller and USB2.0 MUSB controller.

### **3.2 OHCI controller**

#### **3.2.1 Description**

USB Full speed controller. Primarily intended for use in low speed applications such as mouse, keyboard etc. Supports Full and Low speed operation.

#### **3.2.2 Driver Features**

The USB Host stack support following class driver

1. Human Interface Class (HID).
2. Mass Storage Class (MSC)
3. Hub Class

#### **3.2.3 Features Not Supported**

None.

### **3.3 MUSB Controller**

#### **3.3.1 Description**

MUSB controller support's host or device mode of operation. The mode selection is done at compile time. In host mode MUSB controller supports all speeds (High, Full and Low), in device mode supports High and Full speed operation. The USB2.0 MUSB controller has an integrated CPPI4.1 DMA for handling transfers.

#### **3.3.2 USB Driver Features**

The USB stack supports the following features

##### **Host Mode**

1. Human Interface Class (HID)
2. Mass Storage Class (MSC)
3. Hub Class ( embedded host )

##### **Slave Mode**

1. Human Interface Class (HID)
2. Mass Storage Class (MSC)

#### **3.3.3 Features Not Supported**

None.



### 3.4 USB Mass Storage Class Host Driver

#### 3.4.1 Description

This implements support for mass storage class peripherals like USB Pen drive, HDD etc.

#### 3.4.2 Driver Features

The driver supports DMA mode transfers.

#### 3.4.3 Features Not Supported

PIO mode is not supported.

#### 3.4.4 Constraint

None

#### 3.4.5 I/O Throughput and CPU Loading ( MUSB Host)

The following tables details the performance figures for USB Host configuration.

MUSB Host Controller (USB0)

1. Performance for read/write files (using ERTFS) from/to USB HDD.
2. Performance for read/write sectors from/to USB HDD.

OHCI Host Controller (USB1)

- a. Performance for read/write sectors from/to USB HDD.
- b. Performance for read/write files (using ERTFS) from/to USB HDD.

CPU load and throughput are calculated between start of I/O operation and end of I/O operation at application level. The performance is based on the USBHard Disk Drive (IOMEGA).

##### 3.4.5.1 I/O Performance with various buffer sizes ( USB0 ) for C6747 Platform

The following graphs represent throughput numbers for sector read/write and file read/write at various buffer sizes. The table 1 to 4 details the performance and cpu load at various buffer sizes.

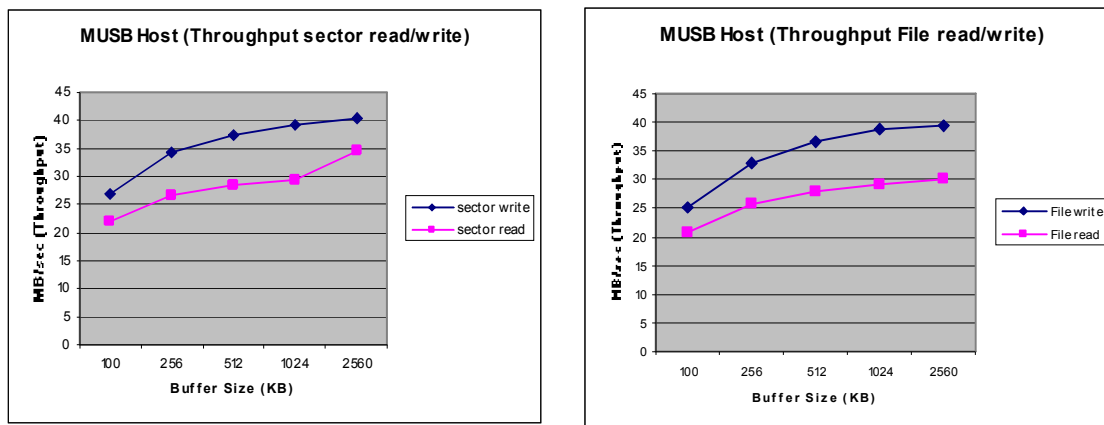


Fig 1. Throughput for sector read/write and file read/write (USB0)

### 3.4.5.1.1 USB-HOST-MSC sector write Performance (USB0)

Buffer size (Kbytes)	Total Bytes Transferred (MB)	Transfer Rate (MB/s)	Time (ms)	CPU Load in %
100	100	27.05	3876	43
256	100	34.36	3051	23
512	100	37.50	2796	14
1024	100	39.30	2668	9
2560	100	40.50	2591	6

Table 1. USB-HOST-MSC sector write Performance values for C6747 platform

### 3.4.5.1.2 USB-HOST-MSC sector read Performance (USB0)

Buffer size (Kbytes)	Total Bytes Transferred (MB)	Transfer Rate (MB/s)	Time (ms)	CPU Load in %
100	100	21.94	4779	35
256	100	26.64	3935	19
512	100	28.52	3675	13
1024	100	29.50	3546	9.0
2560	100	34.67	3569	6.6

Table 2 USB-HOST-MSC sector read Performance values for C6747 platform

### 3.4.5.1.3 USB-HOST-MSC file write Performance (USB0)

Buffer size (Kbytes)	Total Bytes Transferred (MB)	Transfer Rate (MB/s)	Time (ms)	CPU Load in %
100	100	25.06	4183	48
256	100	33.05	3177	26
512	100	36.58	2866	16.13
1024	100	38.66	2712	10.3
2560	100	39.45	2625	6.5

Table 3. USB-HOST-MSC file write Performance values for C6747 platform

### 3.4.5.1.4 USB-HOST-MSC File Read Performance (USB0)

Buffer size (Kbytes)	Total Bytes Transferred (MB)	Transfer Rate (MB/s)	Time (ms)	CPU Load in %
100	100	20.73	5056	38.60
256	100	25.87	4053	21.32
512	100	27.96	3748	13.93
1024	100	29.18	3593	9.7
2560	100	30	3504	7.0

Table 4. USB-HOST-MSC File read Performance values for C6747 platform

### 3.4.5.2 I/O Performance with various buffer sizes ( USB1 ) for C6747 platform

The following graphs represent throughput numbers and CPU loads for sector read/write and file read/write at various buffer sizes. The table 5 to 8 details the performance and cpu load at various buffer sizes.

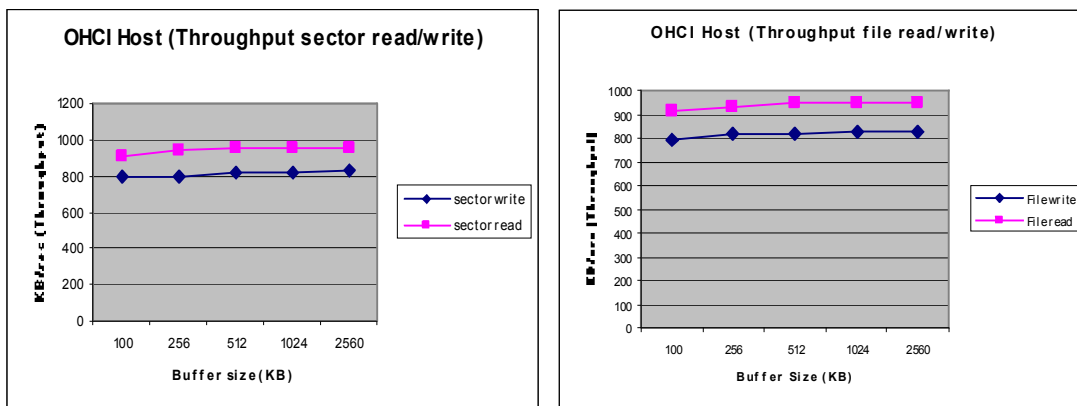


Fig 2. Throughput for sector read/write and file read/write (USB1)

#### 3.4.5.2.1 USB-HOST-MSC sector write Performance (USB1)

Buffer size (Kbytes)	Total Bytes Transferred (MB)	Transfer Rate (KB/s)	Time (ms)	CPU Load in %
100	10	793	13158	29
256	10	817	12826	25
512	10	823	12740	23
1024	10	827	12672	21
2560	10	828	12652	22

Table 5 USB-HOST-MSC sector write Performance values for C6747 platform

#### 3.4.5.2.2 USB-HOST-MSC sector read Performance (USB1)

Buffer size (Kbytes)	Total Bytes Transferred (MB)	Transfer Rate (KB/s)	Time (ms)	CPU Load in %
100	10	908	11494	33
256	10	939	11160	28
512	10	948	11060	24
1024	10	952	11010	23
2560	10	956	10967	25

Table 6. USB-HOST-MSC sector Read Performance values for C6747 platform

### 3.4.5.2.3 USB-HOST-MSC file write Performance (USB1)

Buffer size (Kbytes)	Total Bytes Transferred (MB)	Transfer Rate (KB/s)	Time (ms)	CPU Load in %
100	100	790	13258	22
256	100	814	12881	15
512	100	820	12781	13.2
1024	100	824	12721	13.2
2560	100	826	12685	12

Table 7. USB-HOST-MSC file write Performance values for C6747 platform

### 3.4.5.2.4 USB-HOST-MSC file read Performance (USB1)

Buffer size (Kbytes)	Total Bytes Transferred (MB)	Transfer Rate (KB/s)	Time (ms)	CPU Load in %
100	100	909	11526	24
256	100	934	11217	17.3
512	100	944	11090	15.8
1024	100	947	11061	14.5
2560	100	951	11015	14

Table 8. USB-HOST-MSC file read Performance values for C6747 platform

### 3.4.5.3 I/O Performance with various buffer sizes ( USB0 ) for C6748 Platform

The following graphs represent throughput numbers for sector read/write and file read/write at various buffer sizes. The table 9 to 12 details the performance and cpu load at various buffer sizes.

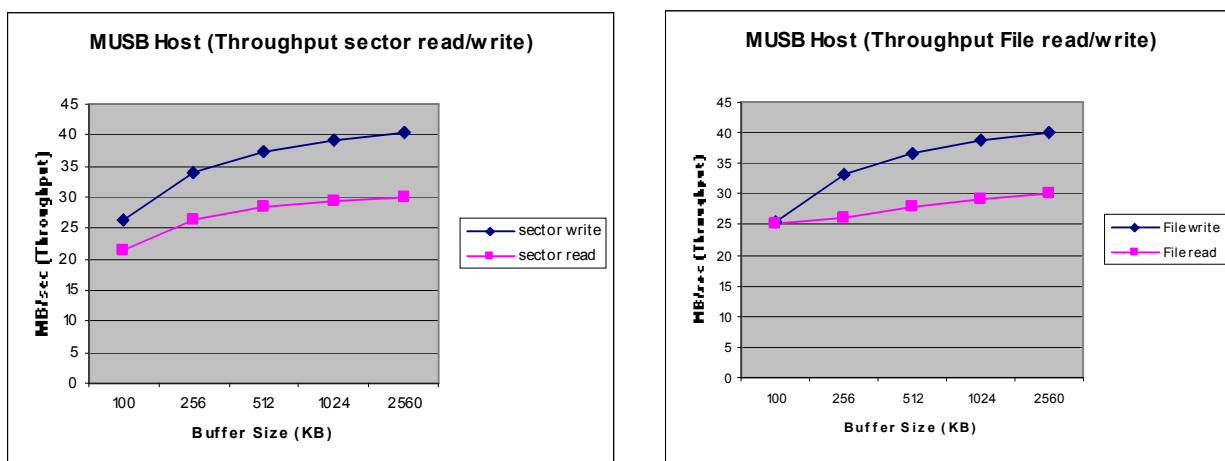


Fig 2. Throughput for sector read/write and file read/write (USB0)

### 3.4.5.3.1 USB-HOST-MSC sector write Performance (USB0)

Buffer size (Kbytes)	Total Bytes Transferred (MB)	Transfer Rate (MB/s)	Time (ms)	CPU Load in %
100	100	26.32	3882	45
256	100	33.90	3093	24.5
512	100	37.32	2808	14.9
1024	100	39.18	2676	9
2560	100	40.45	2592	6

Table 9. USB-HOST-MSC sector write Performance values for C6748 Platform

### 3.4.5.3.2 USB-HOST-MSC sector read Performance (USB0)

Buffer size (Kbytes)	Total Bytes Transferred (MB)	Transfer Rate (MB/s)	Time (ms)	CPU Load in %
100	100	21.50	4877	37
256	100	26.34	3935	20
512	100	28.33	3701	13
1024	100	29.40	3566	9.2
2560	100	30.10	3483	6.7

Table 10 USB-HOST-MSC sector read Performance values for C6748 Platform

### 3.4.5.3.3 USB-HOST-MSC file write Performance (USB0)

Buffer size (Kbytes)	Total Bytes Transferred (MB)	Transfer Rate (MB/s)	Time (ms)	CPU Load in %
100	100	25.463	4183	45.7
256	100	33.13	3165	25.6
512	100	36.63	2862	15.9
1024	100	38.72	2708	10.2
2560	100	40.01	2621	6.4

Table 11. USB-HOST-MSC file write Performance values for C6748 Platform

### 3.4.5.3.4 USB-HOST-MSC File Read Performance (USB0)

Buffer size (Kbytes)	Total Bytes Transferred (MB)	Transfer Rate (MB/s)	Time (ms)	CPU Load in %
100	100	25.12	5024	38.1
256	100	25.99	4035	20.9
512	100	28.06	3736	13.7
1024	100	29.24	3593	9.6
2560	100	30.02	3504	7.0

Table 12. USB-HOST-MSC File read Performance values for C6748 Platform

### 3.4.5.4 I/O Performance with various buffer sizes ( USB1 ) for C6748 Platform

The following graphs represent throughput numbers and CPU loads for sector read/write and file read/write at various buffer sizes. The table 13 to 16 details the performance and cpu load at various buffer sizes.

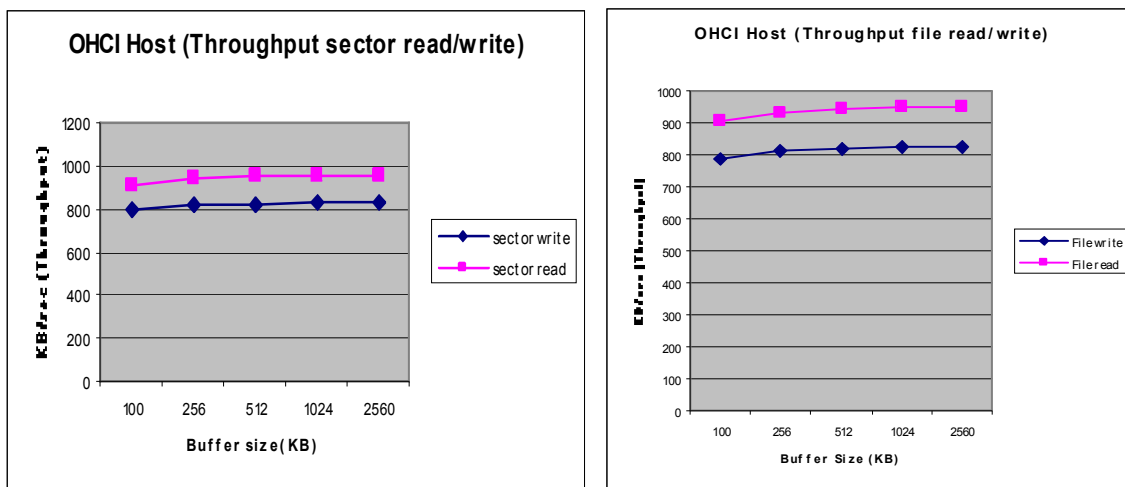


Fig 3. Throughput for sector read/write and file read/write (USB1)

#### 3.4.5.4.1 USB-HOST-MSC sector write Performance (USB1)

Buffer size (Kbytes)	Total Bytes Transferred (MB)	Transfer Rate (KB/s)	Time (ms)	CPU Load in %
100	10	793	13158	30
256	10	818	12810	26
512	10	823	12740	23
1024	10	826	12690	23
2560	10	828	12652	23

Table 13 USB-HOST-MSC sector write Performance values for C6748 Platform

#### 3.4.5.4.2 USB-HOST-MSC sector read Performance (USB1)

Buffer size (Kbytes)	Total Bytes Transferred (MB)	Transfer Rate (KB/s)	Time (ms)	CPU Load in %
100	10	906	11525	34
256	10	939	11161	30
512	10	948	11060	29
1024	10	952	11010	27
2560	10	955	10972	28

Table 14. USB-HOST-MSC sector Read Performance values for C6748 Platform

#### 3.4.5.4.3 USB-HOST-MSC file write Performance (USB1)

Buffer size (Kbytes)	Total Bytes Transferred (MB)	Transfer Rate (KB/s)	Time (ms)	CPU Load in %
100	100	790	13258	21
256	100	814	12881	15
512	100	820	12781	13.7
1024	100	824	12721	12
2560	100	826	12685	12

Table 15. USB-HOST-MSC file write Performance values for C6748 Platform

#### 3.4.5.4.4 USB-HOST-MSC file read Performance (USB1)

Buffer size (Kbytes)	Total Bytes Transferred (MB)	Transfer Rate (KB/s)	Time (ms)	CPU Load in %
100	100	909	11525	24
256	100	934	11217	17
512	100	945	11096	15
1024	100	948	11059	14
2560	100	951	11017	14

Table 16. USB-HOST-MSC file read Performance values for C6748 Platform

### 3.5 USB Mass Storage Class Function Driver

#### 3.5.1 Description

This section details USB device features and MSC-slave device performance and CPU Load.

#### 3.5.2 Driver Features

The driver supports the following features

1. DMA mode
2. SD/NAND media as the storage medium

#### 3.5.3 Features Not Supported

None

#### 3.5.4 Constraint

None

### 3.5.5 File I/O Performance for USB MSC-Slave with Storage Clients as MMCSD/SATA/RamDisk

#### 3.5.5.1 USB Slave-MSC-Device File Write Performance From windows XP Host for C6748 Platform ((MMC/SD 4GB)

Total Bytes Transferred (MB)	Transfer Rate (MB/s)	Time (sec)	CPU Load in %
125	5.0	25	33

Table 17 USB Slave-MSC device File write Performance values for MMC/SD

#### 3.5.5.2 USB Slave-MSC-Device File Read Performance From windows XP Host for C6748 Platform (MMC/SD 4GB)

Total Bytes Transferred (MB)	Transfer Rate (MB/s)	Time (sec)	CPU Load in %
125	7.81	16	18

Table 18. USB Slave-MSC device File read Performance values for MMC/SD

#### 3.5.5.3 USB Slave-MSC-Device File Write Performance From windows XP Host for C6748 Platform (SATA)

Total Bytes Transferred (MB)	Transfer Rate (MB/s)	Time (sec)	CPU Load in %
500	11.11	45	66

Table 19 USB Slave-MSC device File write Performance values for SATA

#### 3.5.5.4 USB Slave-MSC-Device File Read Performance From windows XP Host for C6748 platform (SATA)

Total Bytes Transferred (MB)	Transfer Rate (MB/s)	Time (sec)	CPU Load in %
500	19.23	26	38

Table 20. USB Slave-MSC device File read Performance values for SATA

#### 3.5.5.5 USB Slave-MSC-Device File Write Performance From windows XP Host for C6747 Platform ((MMC/SD 4GB)

Total Bytes Transferred (MB)	Transfer Rate (MB/s)	Time (sec)	CPU Load in %
512	5.5	93	33

Table 21 USB Slave-MSC device File write Performance values for MMC/SD

#### 3.5.5.6 USB Slave-MSC-Device File Read Performance From windows XP Host for C6747 Platform (MMC/SD 4GB)



Total Bytes Transferred (MB)	Transfer Rate (MB/s)	Time (sec)	CPU Load in %
512	7.8	65	19

Table 22. USB Slave-MSC device File read Performance values for MMC/SD

### 3.5.5.7 USB Slave-MSC-Device File Write Performance From windows XP Host ((Ram Disk 34MB)

Total Bytes Transferred (MB)	Transfer Rate (MB/s)	Time (sec)	CPU Load in %
34	8.5	4	34

Table 23 USB Slave-MSC device File write Performance values for C6747

### 3.5.5.8 USB Slave-MSC-Device File Read Performance From windows XP Host (Ramdisk 34MB)

Total Bytes Transferred (MB)	Transfer Rate (MB/s)	Time (sec)	CPU Load in %
34	11.3	3	26

Table 24. USB Slave-MSC device File read Performance values for C6747

### 3.5.5.9 USB Slave-MSC-Device File Write Performance From windows XP Host ((Ram Disk 35MB)

Total Bytes Transferred (MB)	Transfer Rate (MB/s)	Time (sec)	CPU Load in %
35	8.75	4	75

Table 24 USB Slave-MSC device File write Performance values for C6748

### 3.5.5.10 USB Slave-MSC-Device File Read Performance From windows XP Host (Ramdisk 35MB)

Total Bytes Transferred (MB)	Transfer Rate (MB/s)	Time (sec)	CPU Load in %
35	11.6	3	65

Table 25. USB Slave-MSC device File read Performance values for C6748